

Norwegian Dawn



Year Built: 2002. Gross Tonnage: 92,250. Overall Length: 965 feet. Beam: 105 feet. Draft: 27 feet.
Engines: Diesel Electric. Maximum Speed: 25 knots. Guests: 2,224 (double occupancy). Crew: 1,098.

Ship Facilities

Eat - 13 Dining Options Drink - 12 Bars/Lounges Play - Recreation & Amenities

- | | | | |
|---------------------------------|-------------------------|-----------------------------|--------------------------------|
| Venetian Main Dining Room | Spinnaker Lounge | The Oasis Pool | Port O' Call |
| Aqua Main Dining Room | Down Club Casino Bar | 6 Hot Tubs | The Chapel |
| Le Bistro French Restaurant* | Dazzles Lounge | T-Rex Kid's Pool | Shuffles Card Room |
| Bamboo Asian Restaurant* | Dazzles 2 Night Club | El Dorado Spa | LifeStyles Room |
| Teppanyaki* | The Pearly Kings Pub | El Dorado Beauty Salon | The Library |
| Sushi* | Star Bar | Fitness Centre | The Writing & Reading Room |
| Cagney's Steakhouse* | Gatsby's Champagne Bar | Jogging/Walking Track | T-Rex Kid's Centre & Teen Club |
| Salsa* | Havana Club | Basketball/Volleyball Court | Video Zone |
| Impressions Italian Restaurant* | Wine Cellar | Stardust Theatre | The Boardroom & Conference |
| Garden Café/Kids Café | Java Café | Cinema & Auditorium | Rooms |
| Blue Lagoon | Bimini Bar & Grill | Down Club Casino | Internet Café |
| Bimini Bar & Grill | Topsiders Bar | The Port Room | Photo Gallery |
| Room Service | Sprinkles Ice Cream Bar | The Galleria Shops | |

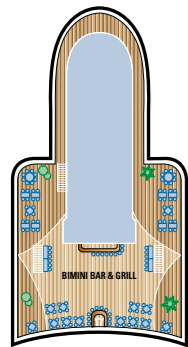
*Nominal cover charge or à la carte pricing applicable



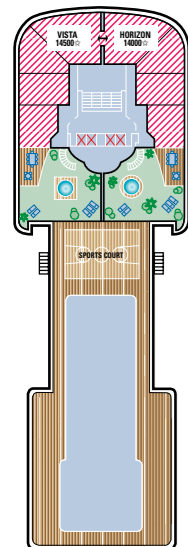
Stateroom Features

All staterooms aboard Norwegian Dawn have a TV, refrigerator, safe, duvet, bathroom with shower and hair dryer. All lower beds are convertible to a queen-size bed. All suites and penthouses feature floor-to-ceiling glass doors with private balcony.

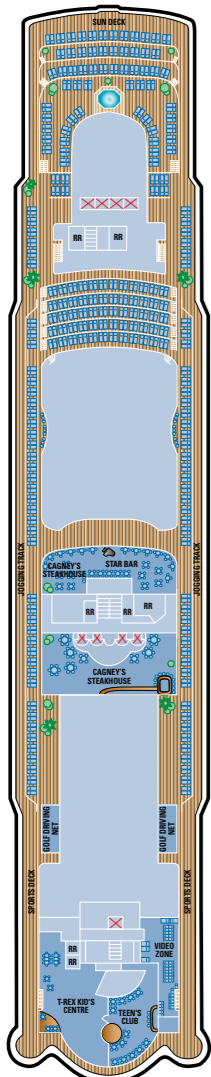
- AV** **GARDEN VILLA** Deck 14 Spectacular 5,750 sq ft Garden Villa complete with living room, private balcony, dining room and three separate bedrooms each with king- or queen-size bed, private luxury bathroom and CD/DVD library. Two bedrooms also feature a full bathroom with whirlpool bath and separate shower. Each Villa features a private garden with hot tub, outdoor dining area and terrace. Butler service and concierge available.
- AA** **OWNER'S SUITE** Decks 9, 10 With over 740 sq ft, these suites include a living room, private balconies, dining room, separate bedroom with king-size bed, mini bar, CD/DVD library and luxury bath with whirlpool bath and separate shower. Butler service and concierge available.
- AB** **PENTHOUSE** Deck 11 Living room, private balcony, dining room, separate bedroom with queen-size bed, separate children's bedroom, CD/DVD library, luxury bathroom with whirlpool bath and separate shower. Butler service and concierge available.
- AC** **PENTHOUSE** Decks 9, 10 Living room, private balcony, dining room, bedroom with queen-size bed, CD/DVD library, luxury bathroom and shower. Butler service and concierge available.
- AD** **ROMANCE SUITE** Deck 10 Designed for romance, these suites include a living room, private balcony, dining area, bedroom with queen-size bed, CD/DVD library, luxury bathroom and shower. Butler service and concierge available.
- AE** **PENTHOUSE** Decks 8, 9 Living room, private balcony, dining area, bedroom with queen-size bed, CD/DVD library, luxury bathroom and shower. Butler service and concierge available.
- AF** **MINI-SUITE** Deck 11 Sitting area, private balcony, two lower beds that convert to a queen-size bed, luxury bathroom and shower (staterooms with disabled facilities have a shower only).
- BA** **BALCONY STATEROOM** Decks 8, 9, 10, 11 Two lower beds, sitting area, floor-to-ceiling glass door opens to private balcony.
- BB** **BALCONY STATEROOM** Decks 9, 10 Two lower beds, sitting area, floor-to-ceiling glass door opens to private balcony.
- BC** **BALCONY STATEROOM** Deck 9 Two lower beds, sitting area, floor-to-ceiling glass door opens to private balcony.
- BD** **BALCONY STATEROOM** Deck 8 Two lower beds, sitting area, floor-to-ceiling glass door opens to private balcony.
- C** **OCEANVIEW STATEROOM** Decks 6, 8 Two lower beds, picture window.
- D** **OCEANVIEW STATEROOM** Deck 5 Two lower beds, picture window.
- E** **OCEANVIEW STATEROOM** Deck 5 Two lower beds, picture window or porthole.
- F** **OCEANVIEW STATEROOM** Deck 4 Two lower beds, porthole.
- G** **OBSTRUCTED VIEW STATEROOM** Deck 8 Two lower beds, picture window or porthole.
- II** **INSIDE STATEROOM** Deck 11 Two lower beds.
- I** **INSIDE STATEROOM** Deck 10 Two lower beds.
- JJ** **INSIDE STATEROOM** Deck 9 Two lower beds.
- J** **INSIDE STATEROOM** Deck 8 Two lower beds.
- KK** **INSIDE STATEROOM** Deck 5 Two lower beds.
- K** **INSIDE STATEROOM** Deck 4 Two lower beds.



Please note:
There is no elevator access to Deck 14



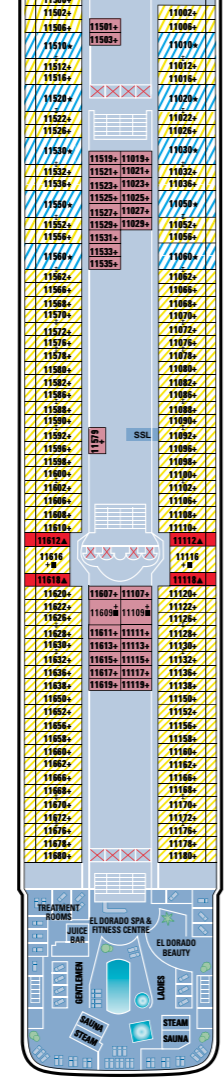
DECK 14



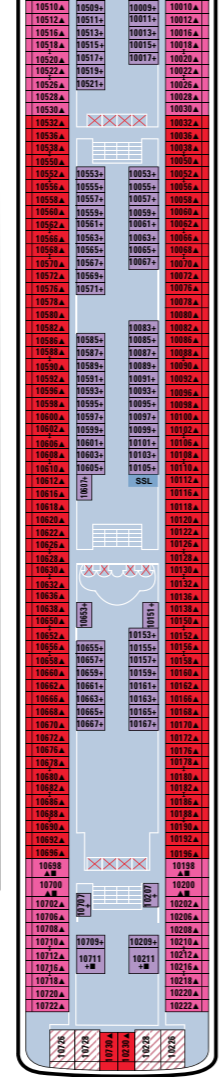
DECK 13



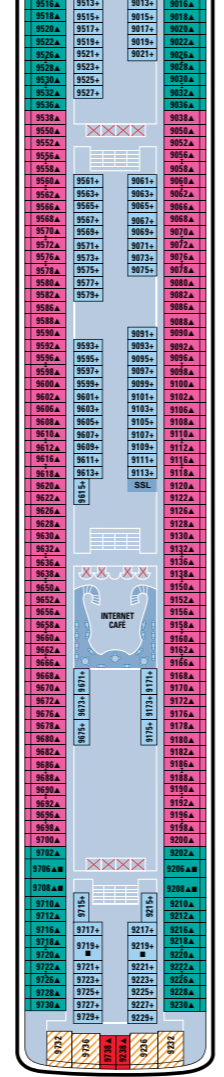
DECK 12



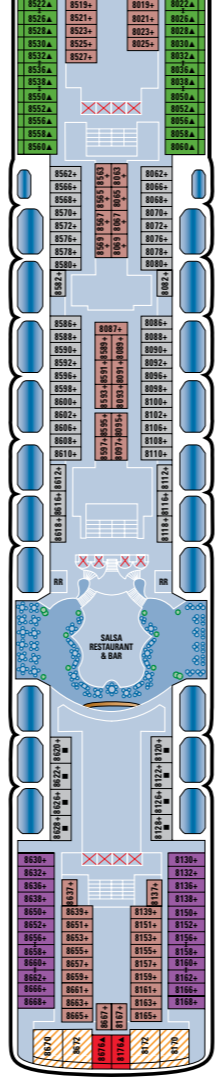
DECK 11



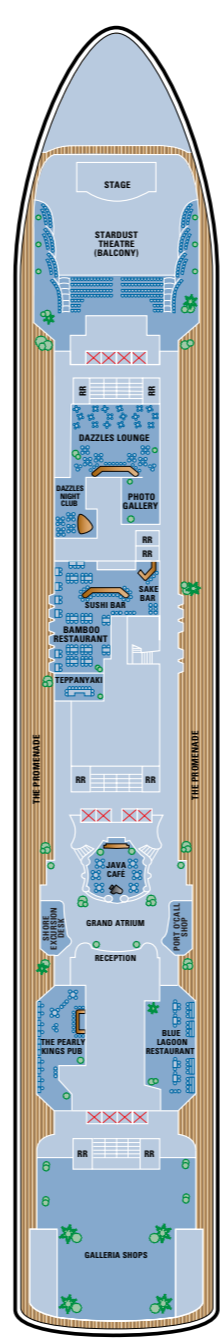
DECK 10



DECK 9



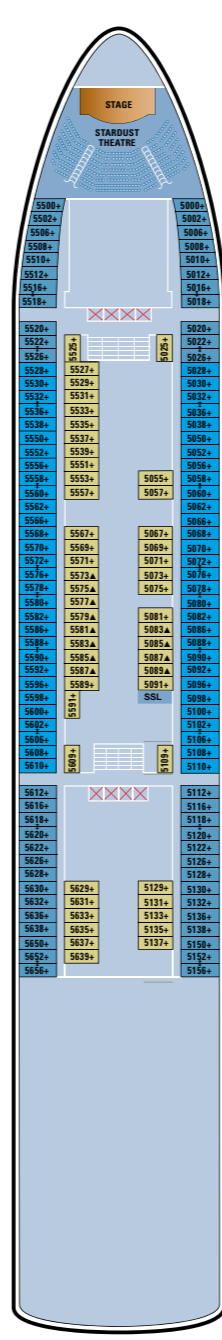
DECK 8



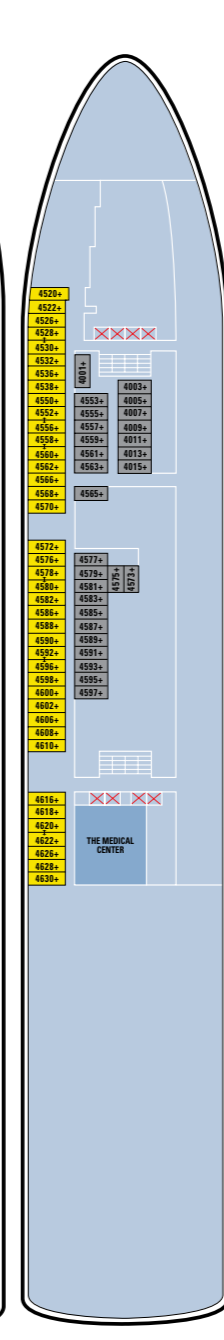
DECK 7



DECK 6



DECK 5



DECK 4

Indicates Family Friendly Accommodation designed with your family's comfort in mind



Your Symbols Explained

- Stateroom with disabled facilities (for information, contact NCL Reservations)
- Connecting staterooms
- Third person occupancy available
- Third and/or fourth person occupancy available
- Third, fourth and/or fifth person occupancy available
- Up to sixth person occupancy available
- Elevator
- Restroom
- Self-service laundrette

Please note: Images and descriptions are representational only and are subject to change.